


Jernbanetorget

# Station Domination

- digital and static formats



Jernbanetorget

# Station Domination

## - print document setup

*In order to create the correct print files for Station Domination Jernbanetorget you will need the file: "[tsd\\_metro\\_jernbanetorget\\_station\\_domination\\_indesign.zip](#)".*

This file contains all InDesign documents that represents each unique surface for the Station Domination Jernbanetorget.

### Document set up

The InDesign documents are set up in scale 1:10 and are proportionally correct. In the documents you will see areas defined as safe, unsafe and offcuts (offcuts are areas which most likely will be cut off).

### Safe area/white area

Keep any important information inside these areas to ensure good visibility.

### Unsafe area/grey/orange area

These are areas close to the floor or roof, or areas around/behind lights, vents and other elements that can reduce the visibility. Some parts of the unsafe areas can also be cut off when fitting the foil.

### Offcuts/red area

The offcut areas will most likely be cut off and not used, although it can happen that some parts of these areas will be visible in order to properly fit the foil with the wall.

### Material

SINTEF-approved 3M foil.

### Settings

Document is preferably made in 1:10 (adjust DPI accordingly)  
Effective DPI: 50 or higher  
CMYK color code  
5 mm bleed  
Fonts must be vectorized (saved as text contours)  
Layers marked "measures", "unsafe area" and "offcuts" should NOT be included in the print documents.

### Material deadline

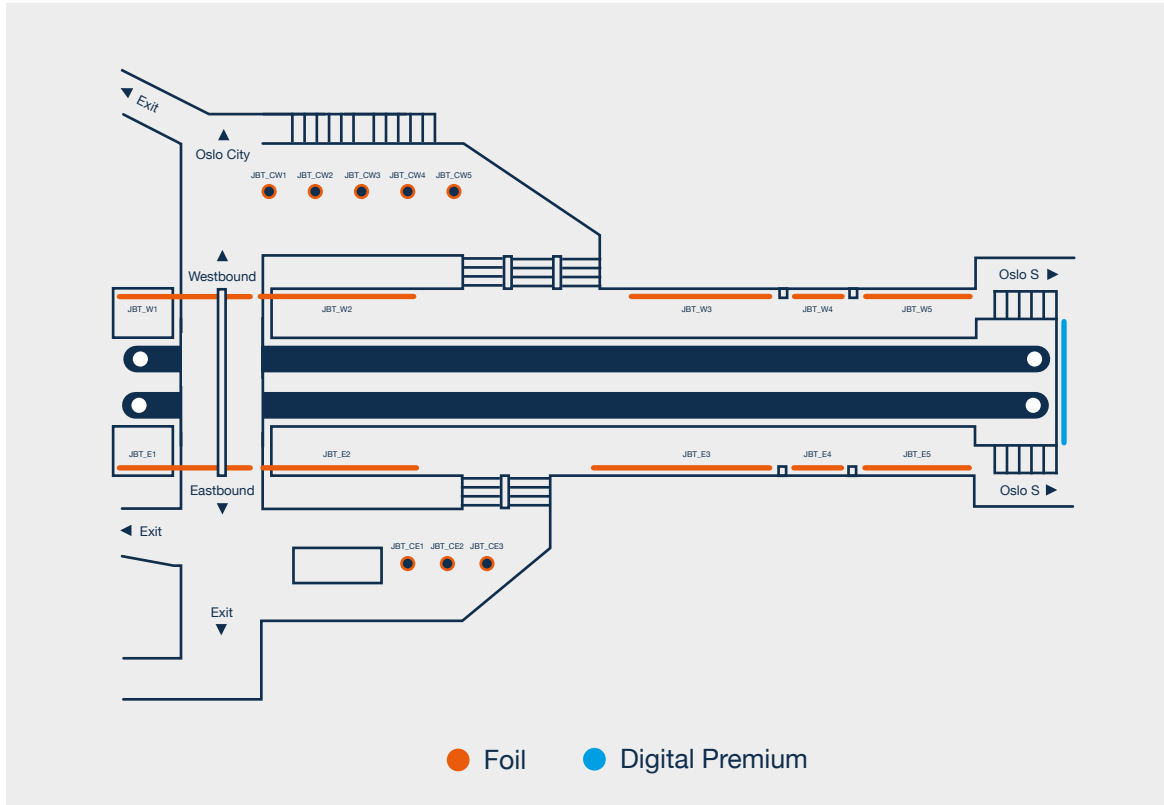
At least 9 working days before the campaign commences.

Send files to: [motiv@jcdecaux.com](mailto:motiv@jcdecaux.com)

### Delivery notes

The high-resolution PDF must be named **ADVERTISER\_YEAR\_WEEK\_UNIQUE FILENAME**

\* E.g: `Elkj p_Coffee_2024_w36_JBT_W1`



### Westbound platform

- JBT\_W1: 7000 x 2400 mm
- JBT\_W2: 12000 x 2400 mm
- JBT\_W3: 8000 x 2400 mm
- JBT\_W4: 4000 x 2400 mm
- JBT\_W5: 13000 x 2400 mm

### Westbound columns

- JBT\_CW1: 1030 (1010\*) x 3000mm
- JBT\_CW2: 1030 (1010\*) x 3000mm
- JBT\_CW3: 1030 (1010\*) x 3000mm
- JBT\_CW4: 1090 (1070\*) x 3000mm
- JBT\_CW5: 1090 (1070\*) x 3000mm

\*safe area

### Eastbound platform

- JBT\_E1: 15000 x 2420 mm
- JBT\_E2: 15000 x 2420 mm
- JBT\_E3: 14000 x 2420 mm
- JBT\_E4: 4000 x 2420 mm
- JBT\_E5: 12970 x 2420 mm

### Eastbound columns


- JBT\_CE1: 1300 (1280\*) x 2800 mm
- JBT\_CE2: 1300 (1280\*) x 2800 mm
- JBT\_CE3: 1300 (1280\*) x 2800 mm
- JBT\_CE4: 1300 (1280\*) x 2800 mm
- JBT\_CE5: 1300 (1280\*) x 2800 mm

\*safe area

Jernbanetorget

# Digital Premium

- large digital format



Technical drawing



## Format

3120 x 945 px

## Visible area

Same as format

## Settings

Exported as MP4 (with H264 encoding) or JPG

Resolution: 72 ppi

RGB color code

Frame rate: 25 fps

Bit rate: **max 8 mbit/sec**

## Material deadline

At least 4 working days before the campaign commences.

Send files to: [digitalt@jcdecaux.com](mailto:digitalt@jcdecaux.com)

## Delivery notes

Files must be named

**METRO STATION\_ADVERTISER\_YEAR\_WEEK\_PRODUCT**

E.g: Jernbanetorget\_Elkjøp\_Coffee\_2024\_w36\_digital\_premium