

Aker Brygge

Tram shelter

- create brand awareness



Aker Brygge

Tram shelter

- measurements & settings

Important information

Please see illustrations on the next page before setting up the design files. 3d visualization of the tram shed with all ad faces can be shared on request.

Eurosize

1185 x 1750 mm x4 (4 units), visible area: 1160x 1710 mm

Large wall

Outside: 6130 x 2220 mm

Inside: 1200/1200/1200/1150 x 2220 mm

Roof sign

4010 x 805 x 500 mm x2 (2 units)

Boxed bench

1915 x 405 x 545 mm

Column

530 x 2250 mm x6 (6 units)

Visible area

Same as format

Settings

Document is preferably made in 1:1, 1:2 or 1:10

Effective DPI: 100 or higher

CMYK color code

5 mm bleed

Fonts must be vectorized (saved as text contours)

Material deadline

At least 9 working days before the campaign commences.

Send files to: motiv@jcdecaux.com

Delivery notes

The high-resolution PDF must be named

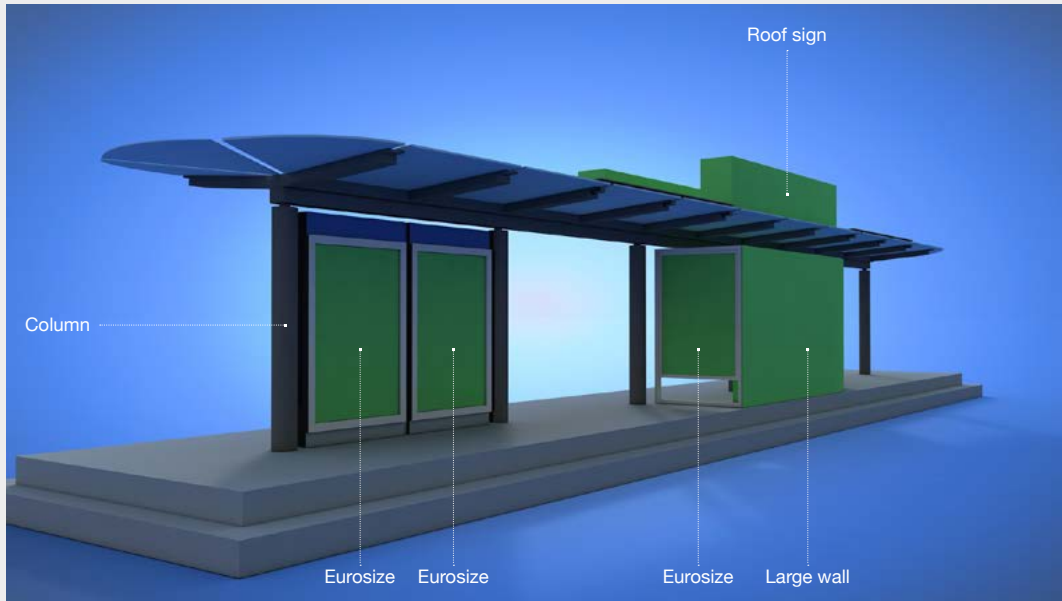
[ADVERTISER_YEAR_WEEK_PRODUCT_FORMAT](#)

Aker Brygge

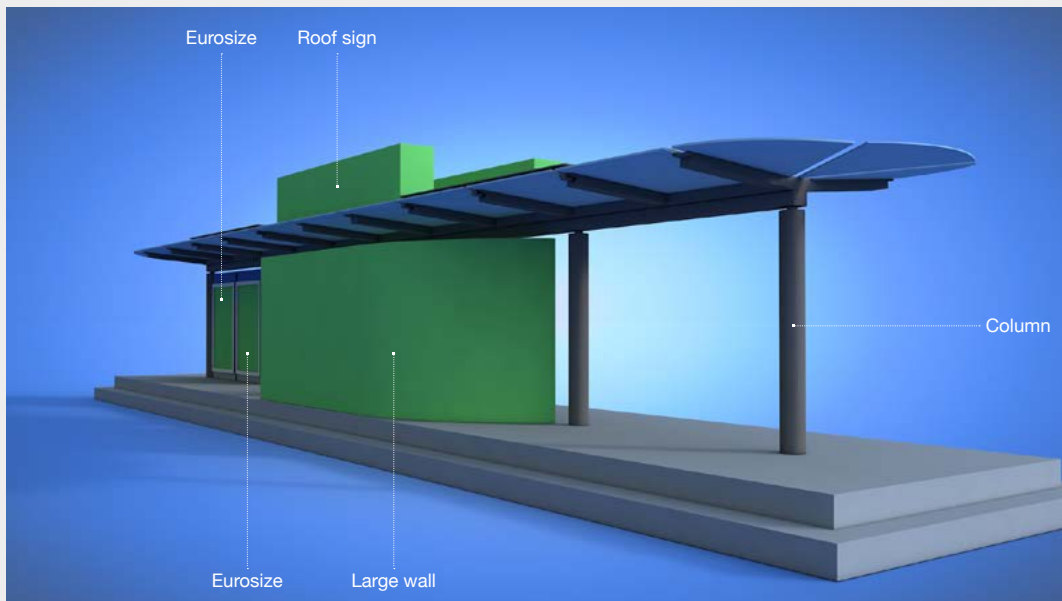
Tram shelter

- outside illustrations

Outside: Left view



Outside: Right view

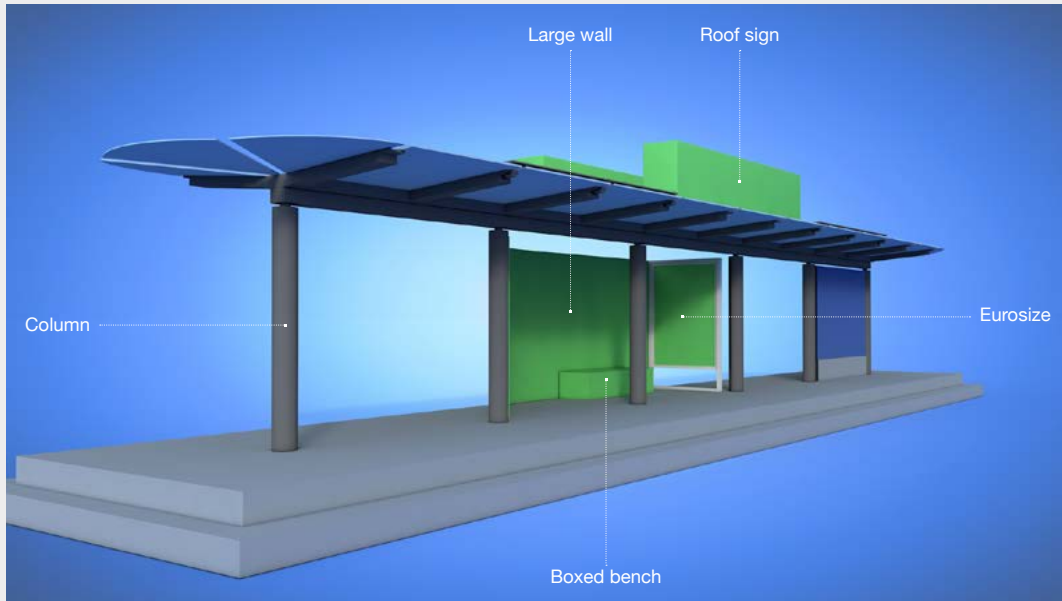


Aker Brygge

Tram shelter

- inside illustrations

Inside: Left view



Inside: Right view

